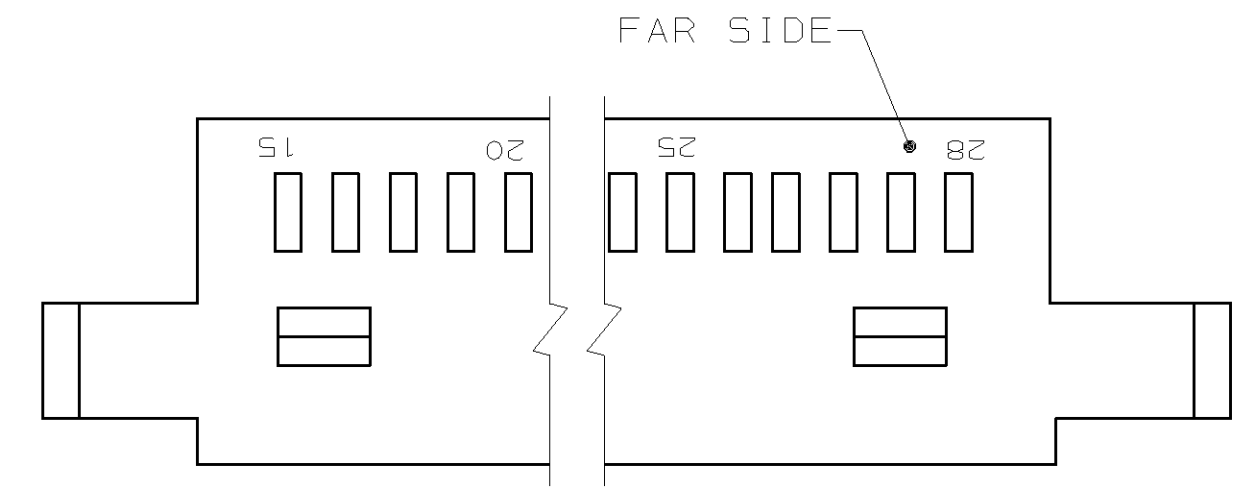
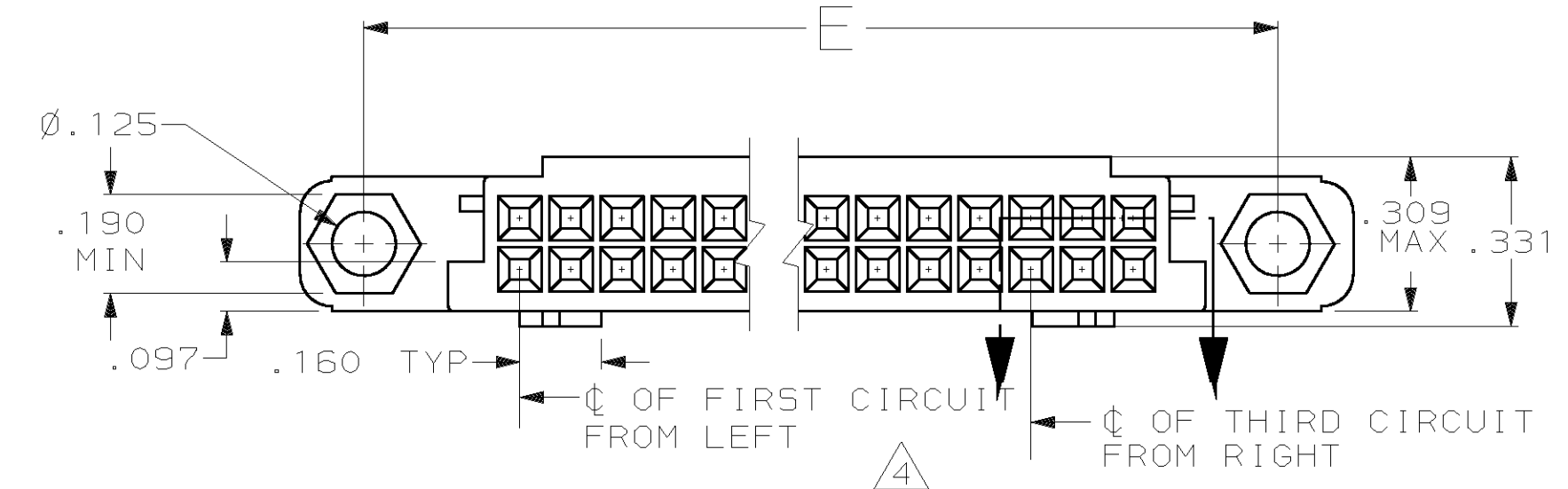
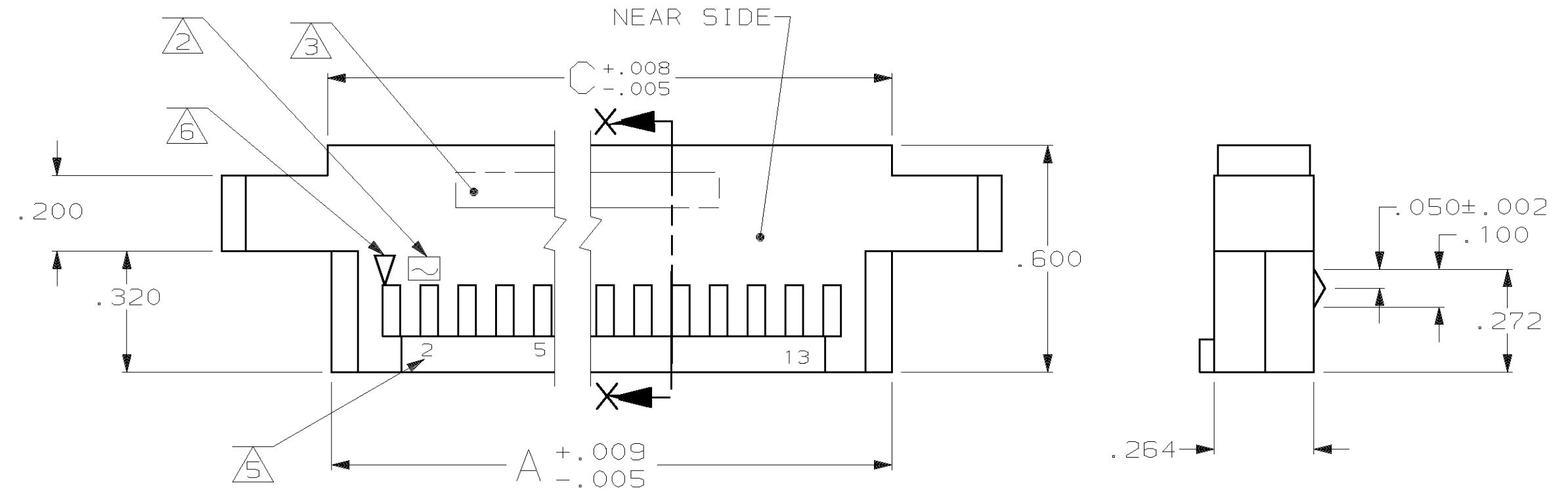
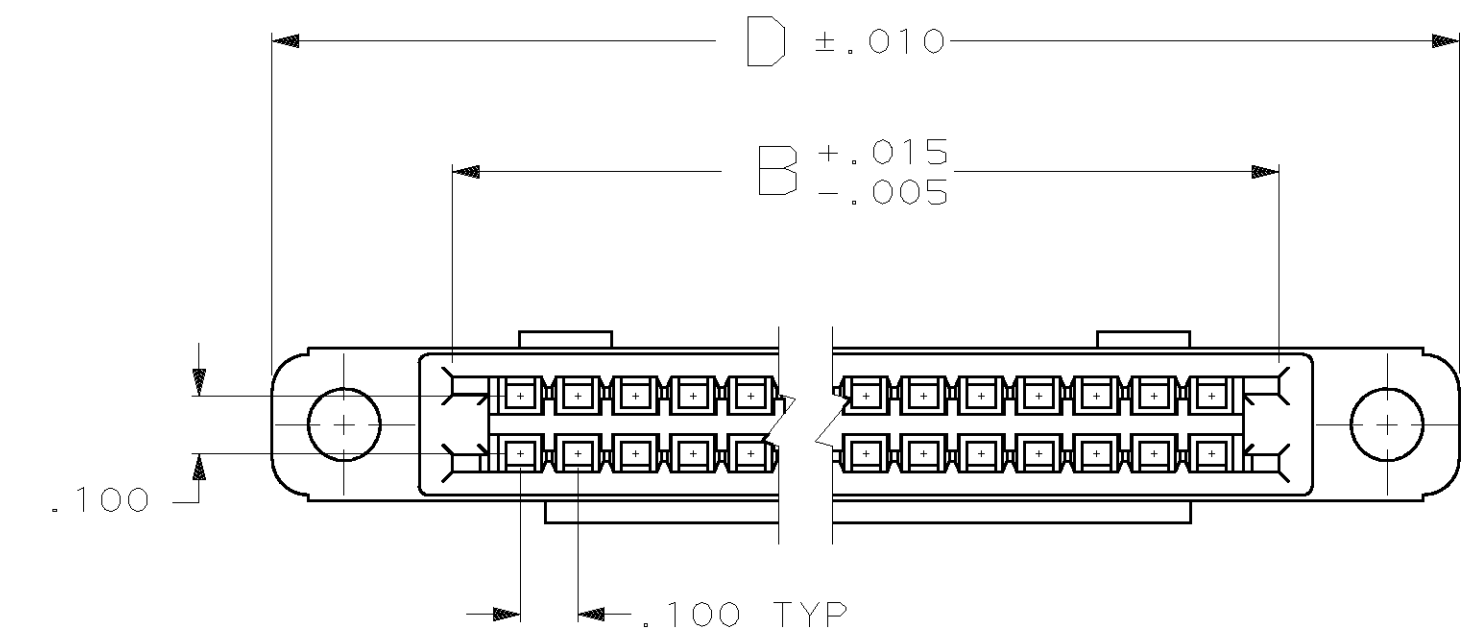


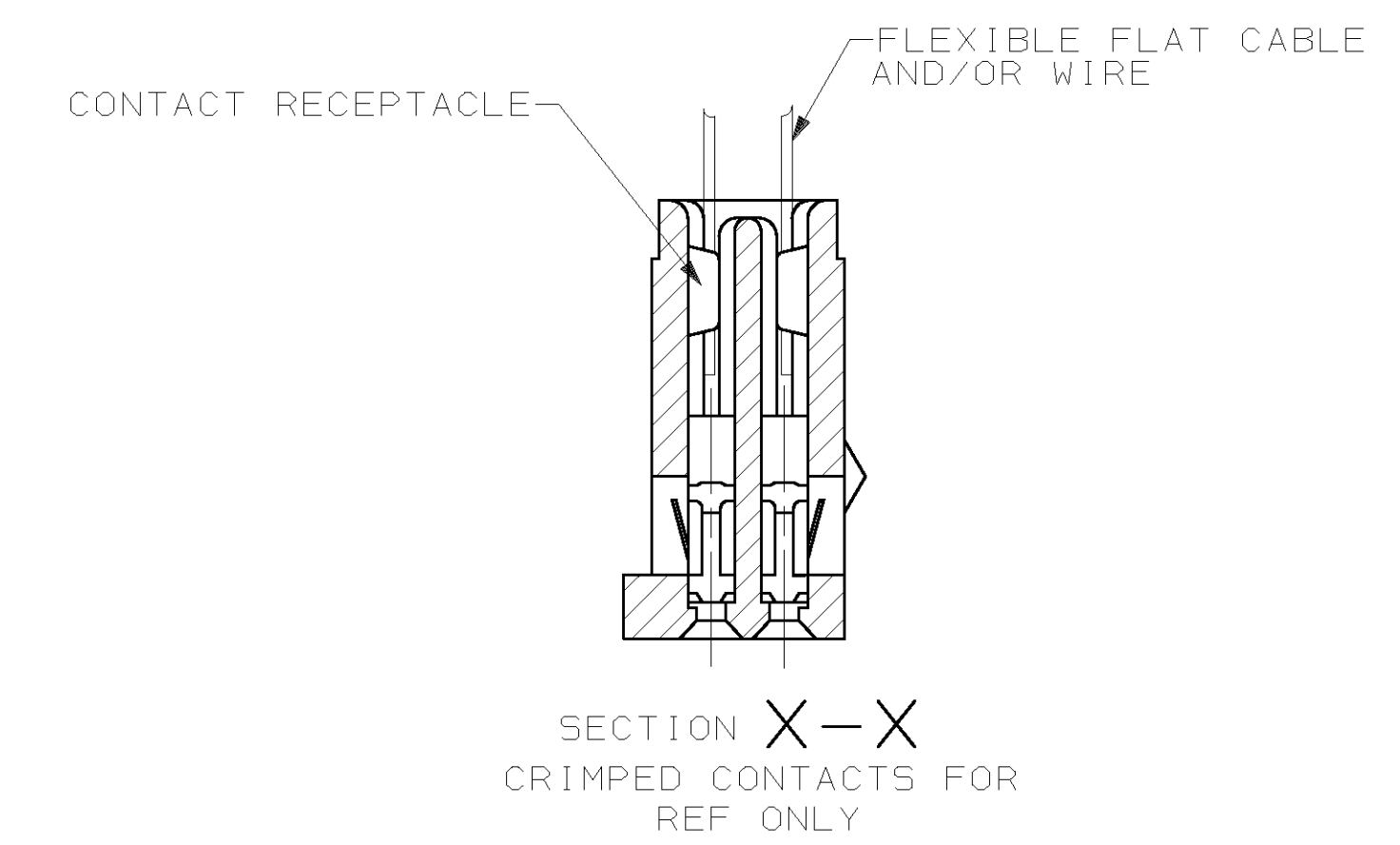
LOC	DIST	P	F	ZONE	LTR	DESCRIPTION	DATE	APPR
FT	18							
					T	REDRAW PER ECN 2125 & 2174	11/2/89	KIH
					U	REV PER ECN BD4149	8-15-90	-
					V	REV PER EC BD6679	03/05/93	GDM
					W	0B5 -2, -6, -8 PER EC 0020-0943-93	11/18/93	DK
					Y	0B5 -37, -38 PER EC 0020-0501-94	05/13/94	GM
					Z	0B5 -19, -20 PER EC 0020-0680-94	04/24/95	DK
					AA	REACTIVATED 3--7 AND 3--8 PER EC 0020-401-95	05/03/95	DK
					AB	SUPERSEDED -4, -18, -28 PER EC 0020-519-95	01 FEB 96	DLK
					AC	OBSOLETE -1, -5, -37, -38 PER EC 0020-918-95	01 FEB 96	DLK
					AD	REV PER EC 0320-24-96	13 SEP 96	DK
					AE	REV PER 0652-0115-99	27MAY99	SLB



1. HOUSING WILL ACCOMMODATE FLEXIBLE FLAT CABLE, .050 OR .062 WIDE CONDUCTORS .100±.005 CENTERS (CABLE= .015 MAX. THK.) AND/OR #22-#32 AWG WIRE WITH INSULATION OF .069 MAX.

- △ 2 AMP TRADEMARK MOLDED IN THIS AREA
- △ 3 PART NO. AND DATE CODE INK STAMPED, WHITE.
- △ 4 DETENTS: 6, 10, 12, 16, & 18 POSITION, (1) DETENT LOCATED AS FOLLOWS:
 6 POSN- ϕ OF THIRD CIRCUIT FROM RIGHT.
 10 & 12 POSN- ϕ OF FOURTH CIRCUIT FROM RIGHT.
 16 POSN- ϕ OF FIFTH CIRCUIT FROM RIGHT.
 18 POSN- ϕ OF SIXTH CIRCUIT FROM RIGHT.
 20 POSN & ABOVE- (2) DETENTS LOCATED AS SHOWN.

- △ 5 CAVITY IDENT INK STAMPED, WHITE, (SEE TABLE)
- △ 6 INDICATES POSITION 1
- △ 7 OBSOLETE PART NO.
- △ 8 SUPERSEDED BY AS MOLDED PART NUMBER.



△ 3-88637-8	2, 5, 10, 16,	18, 25, 30, 34	2.210	2.460	1.950	1.834	1.880	34	△ 3-88637-7
3-88637-6	2, 5, 10, 15, 20, 25, 30, 34	36, 40, 45, 50, 55, 60, 65, 70	4.010	4.260	3.750	3.634	3.680	70	3-88637-5
3-88637-4	2, 5, 10, 15, 20, 25, 32,	34, 40, 45, 50, 55, 60, 66	3.810	4.060	3.550	3.434	3.480	66	3-88637-3
3-88637-2	2, 5, 10, 15, 20, 25, 29,	31, 35, 40, 45, 50, 55, 60	3.510	3.760	3.250	3.134	3.180	60	3-88637-1
3-88637-0	2, 5, 10, 15, 20, 25, 28	30, 35, 40, 45, 50, 55, 58	3.410	3.660	3.150	3.034	3.080	58	2-88637-9
△ 2-88637-8	2, 5, 10, 15, 20, 24	26, 30, 35, 40, 45, 50	3.010	3.260	2.750	2.634	2.680	50	2-88637-7
2-88637-6	2, 5, 10, 15, 21,	23, 30, 35, 40, 44	2.710	2.960	2.450	2.334	2.380	44	2-88637-5
2-88637-4	2, 5, 10, 15, 19,	21, 25, 30, 35, 40	2.510	2.760	2.250	2.134	2.180	40	2-88637-3
2-88637-2	2, 5, 10, 15, 18,	20, 25, 30, 35, 38	2.410	2.660	2.150	2.034	2.080	38	2-88637-1
△ 2-88637-0	2, 5, 10, 17,	19, 25, 30, 36	2.310	2.560	2.050	1.934	1.980	36	△ 1-88637-9
△ 1-88637-8	2, 5, 10, 13,	15, 20, 25, 28	1.910	2.160	1.650	1.534	1.580	28	△ 1-88637-7
1-88637-6	2, 5, 12	14, 20, 26	1.810	2.060	1.550	1.434	1.480	26	1-88637-5
1-88637-4	2, 5, 11,	13, 20, 24	1.710	1.960	1.450	1.334	1.380	24	1-88637-3
1-88637-2	2, 5, 9,	11, 15, 20	1.510	1.760	1.250	1.134	1.180	20	1-88637-1
1-88637-0	2, 5, 8,	10, 15, 18	1.410	1.660	1.150	1.034	1.080	18	88637-9
△ 88637-8	2, 4	8, 10	1.010	1.260	.750	.634	.680	10	88637-7
△ 88637-6	2	4, 6	.810	1.060	.550	.434	.480	6	△ 88637-5
△ 88637-4	2, 5, 7,	9, 16	1.310	1.560	1.050	.934	.980	16	88637-3
△ 88637-2	2, 5	7, 10, 12	1.110	1.360	.850	.734	.780	12	△ 88637-1
INK STAMPED PART NO	NEAR SIDE	FAR SIDE	E	D	C	B	A	NO. OF POSN	AS MOLDED PART NO
△ 3 △ 5	CAVITY POSN. NO. STAMPED △								

DO NOT SCALE PRINT. UNLESS SPECIFIED DIMENSIONS IN INCHES TOLERANCES ON:
 2 PLC DEC ±
 3 PLC DEC ± .005
 ANGLES ±

DR 11/02/88 KATE HELM
 CHK 2-24-89 D L ROCKER
 APPD 2-24-89 G D MILLER

MATERIAL NYLON FLAME RETARDANT COLOR: BLACK
 PRODUCT SPEC

FINISH
 APPLICATION SPEC
 WEIGHT

AMP INCORPORATED Harrisburg, Pa. 17105

NAME
 HOUSING, RCPT, DBL ROW / W DETENTS, .100 ϕ , FFC

SIZE D
 FSCM NO 00779
 DRAWING NO 88637

SCALE 3:1
 SHEET 1 OF 1